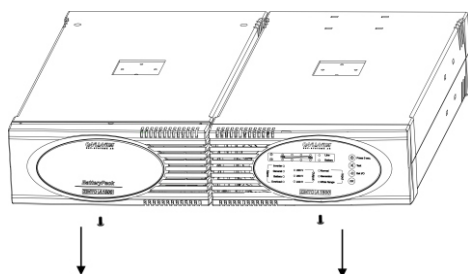


ZINTO A 1500 / 2000: Rack Installation

Rails are not in the scope of delivery, please order optional (Part-No. RACK-KIT).

Step

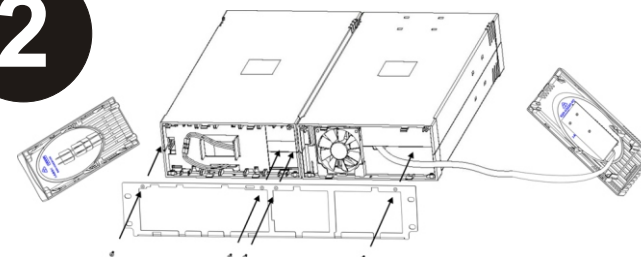
1



Remove the screws and
the front panels

Step

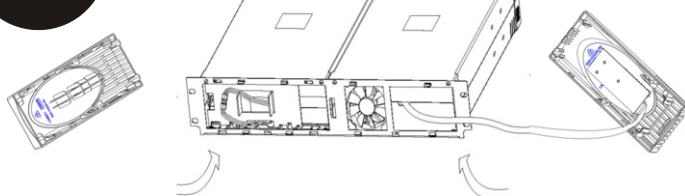
2



Screw the front frame onto UPS

Step

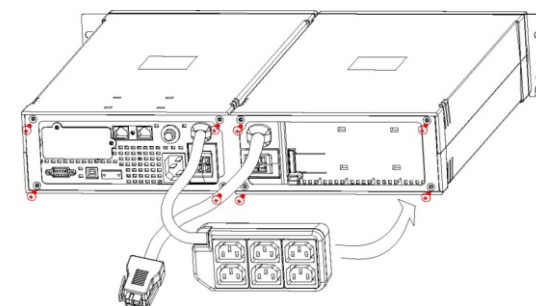
3



Re-adjust the front panels

Step

4



Back: Process according to step 2